



- High Temperature and Low Light Performance
- 20 Year Warranty on Power Output at 80%
- Multi-Contact Connectors or Junction Box
- Bypass Diodes for Shadow Tolerance
- UL Listed to 600 VDC 
- Safety Class II up to 1000 VDC 
- Meets IEC 61646 Requirements



PERFORMANCE CHARACTERISTICS

Rated Power (Pmax): 62W
Production Tolerance: $\pm 5\%$

CONSTRUCTION CHARACTERISTICS

Dimensions: Length: 1257mm (49.5"), Width: 792mm (31.2"), Depth: 32mm (1.25").

Weight: 10.9 kg (24.0 lbs.).

Output Cables: $\sim 2.5\text{mm}^2$ (RHW AWG# 12) cable with weatherproof DC rated Multi-Contact connectors - 560mm (22") length.

By-pass Diodes: Connected across every solar cell.

Module Encapsulation: Durable ETFE (e.g. Tefzel®) high light-transmissive polymer.

Back Sheet: Galvalume® 0.61mm (0.024") 24-gauge.

Frame: Black anodized aluminum 6063 T6 or 6060 T6.

Cell Type: 10 triple junction amorphous silicon solar cells 356 x 239mm (14" x 9.4") connected in series.

QUALIFICATIONS AND SAFETY



Framed modules certified by TÜV Rheinland as Safety Class II equipment for use in systems up to 1000 VDC.



Listed by Underwriter's Laboratories for electrical and fire safety (Class A Max. Slope 2/12, Class B Max. Slope 3/12, and Class C Unlimited Slope fire ratings) for use in systems up to 600 VDC.

MODULE STANDARD CONFIGURATION

Framed module with potted terminal housing assembly with output cables and Multi-Contact (MC®) connectors.

OPTIONAL CONFIGURATION

Framed module with junction box.



MORE
kW-HRS.



NO-GLASS



DURABLE

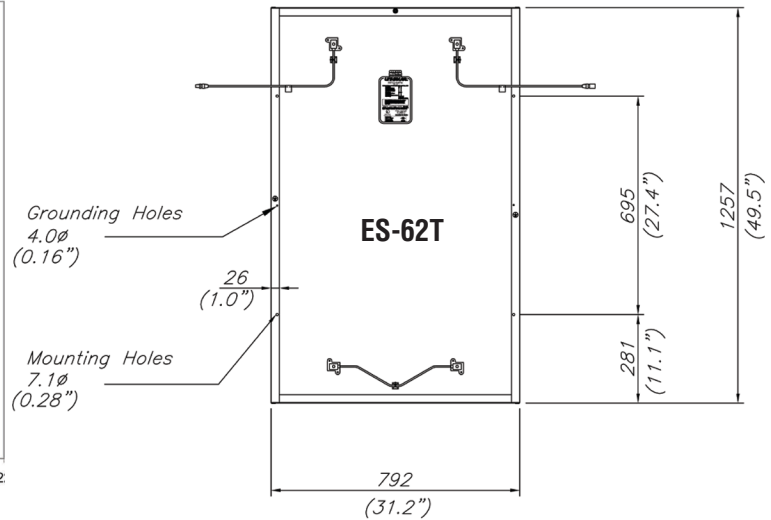
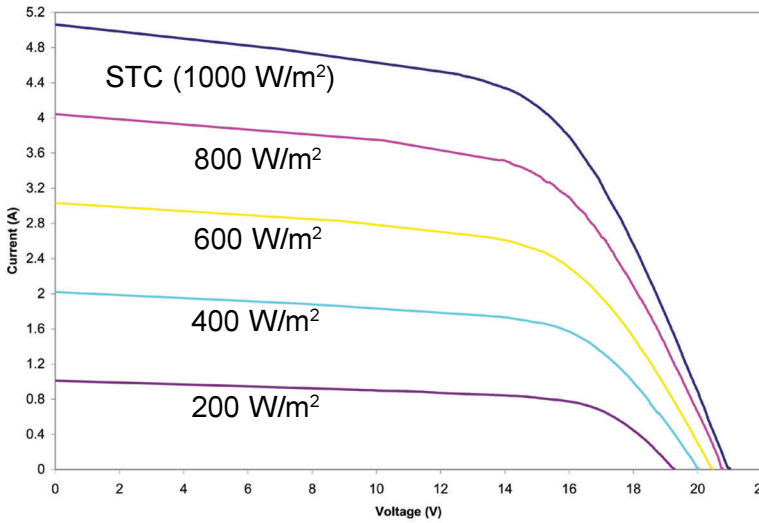


SHADOW
TOLERANT



HIGH TEMP
PERFORMANCE

IV Curves at various levels of irradiance at Air Mass 1.5 and 25° C Cell Temperature



**All measurements in mm.
Inches in parentheses.
Tolerances Length: ± 5mm (1/4")
Width: ± 3mm (1/8")**

ELECTRICAL SPECIFICATIONS: STC

(1000 W/m², AM 1.5, 25° C Cell Temperature)
 Maximum Power (P_{max}): 62 W
 Voltage at P_{max} (V_{mp}): 15.0 V
 Current at P_{max} (I_{mp}): 4.1 A
 Short-circuit Current (I_{sc}): 5.1 A
 Open-circuit Voltage (V_{oc}): 21.0 V
 Maximum Series Fuse Rating: 8 A

NOCT

(800 W/m², AM 1.5, 1 m/sec. wind)
 Maximum Power (P_{max}): 48 W
 Voltage at P_{max} (V_{mp}): 14.0 V
 Current at P_{max} (I_{mp}): 3.4 A
 Short-circuit Current (I_{sc}): 4.1 A
 Open-circuit Voltage (V_{oc}): 19.2 V
 NOCT: 46° C

TEMPERATURE COEFFICIENTS

(at AM 1.5, 1000 W/m² irradiance)

Temperature Coefficient of I_{sc}: 5.1mA/K
 Temperature Coefficient of V_{oc}: -80mV/K
 Temperature Coefficient of P_{max}: -130mW/K
 Temperature Coefficient of I_{mp}: 4.1mA/K
 Temperature Coefficient of V_{mp}: -47mV/K

NOTES:

1. During the first 8-10 weeks of operation, electrical output exceeds specified ratings. Power output may be higher by 15%, operating voltage may be higher by 11% and operating current may be higher by 4%.
2. Electrical specifications (±5%) are based on measurements performed at standard test conditions of 1000 W/m² irradiance, Air Mass 1.5, and Cell Temperature of 25°C after stabilization.
3. Actual performance may vary up to 10% from rated power due to low temperature operation, spectral and other related effects. Maximum system open-circuit voltage not to exceed 600 VDC per UL & 1000 VDC per TÜV.
4. Specifications subject to change without notice.

Corporate Sales & Marketing Office:

United Solar Ovonic LLC
 3800 Lapeer Rd.,
 Auburn Hills, MI 48326 USA
 Tel: 248.475.0100
 Toll Free: 800.843.3892
 Fax: 248.364.0510
 Email: info@uni-solar.com

www.uni-solar.com

North American Sales Office:

United Solar Ovonic LLC
 8920 Kenamar Dr., Suite 205
 San Diego, CA 92121 USA
 Tel: 858.530.8586
 Toll Free: 800.397.2083
 Fax: 858.530.8686
 Email: westerninfo@uni-solar.com

European Office:

United Solar Ovonic Europe GmbH
 Dennewartstrasse 25-27
 D-52068 Aachen — GERMANY
 Tel: +49.241.9631131
 Fax: +49.241.9631138
 Email: europeinfo@uni-solar.com

Your **UNI-SOLAR** Distributor:

